

BRATZ™

forever

DIAMONDZ™



© MGA

INSTRUCTION MANUAL



WARNING: READ BEFORE USING YOUR PLAYSTATION®2 COMPUTER ENTERTAINMENT SYSTEM.

A very small percentage of individuals may experience epileptic seizures when exposed to certain light patterns or flashing lights. Exposure to certain patterns or backgrounds on a television screen or while playing video games, including games played on the PlayStation 2 console, may induce an epileptic seizure in these individuals. Certain conditions may induce previously undetected epileptic symptoms even in persons who have no history of prior seizures or epilepsy. If you, or anyone in your family, has an epileptic condition, consult your physician prior to playing. If you experience any of the following symptoms while playing a video game — dizziness, altered vision, eye or muscle twitches, loss of awareness, disorientation, any involuntary movement, or convulsions — **IMMEDIATELY** discontinue use and consult your physician before resuming play.

WARNING TO OWNERS OF PROJECTION TELEVISIONS:

Do not connect your PlayStation 2 console to a projection TV without first consulting the user manual for your projection TV, unless it is of the LCD type. Otherwise, it may permanently damage your TV screen.

USE OF UNAUTHORIZED PRODUCT:

The use of software or peripherals not authorized by Sony Computer Entertainment America may damage your console and/or invalidate your warranty. Only official or licensed peripherals should be used in the controller ports or memory card slots.

HANDLING YOUR PLAYSTATION 2 FORMAT DISC:

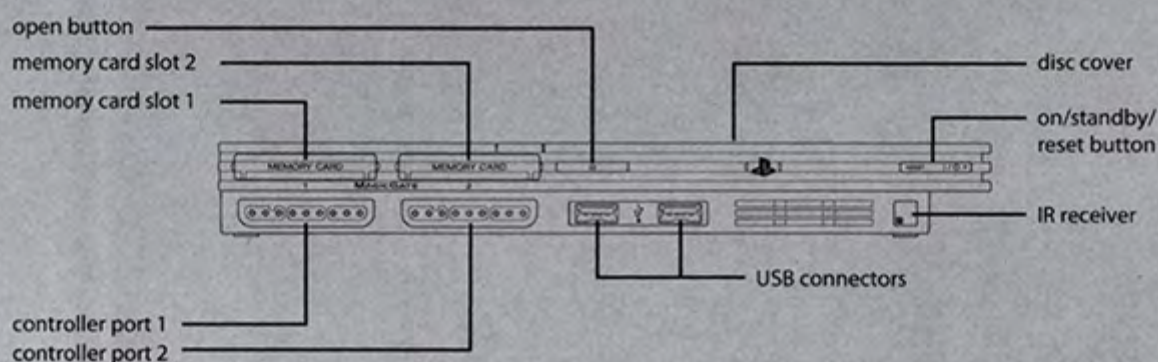
- This disc is intended for use only with PlayStation 2 consoles with the NTSC U/C designation.
- Do not bend it, crush it or submerge it in liquids.
- Do not leave it in direct sunlight or near a radiator or other source of heat.
- Be sure to take an occasional rest break during extended play.
- Keep this compact disc clean. Always hold the disc by the edges and keep it in its protective case when not in use. Clean the disc with a lint-free, soft, dry cloth, wiping in straight lines from center to outer edge. Never use solvents or abrasive cleaners.

TABLE OF CONTENTS

Getting Started.....	02
Game Controls.....	03
America Rocks!.....	04
Beginning a New Game	05
Home Is Where the Fashion Is	06
Shopping in Style.....	07
Keeping in Touch.....	08
Multiplayer Games	09
Saving & Loading.....	10
Credits.....	11
Limited Warranty	17



GETTING STARTED



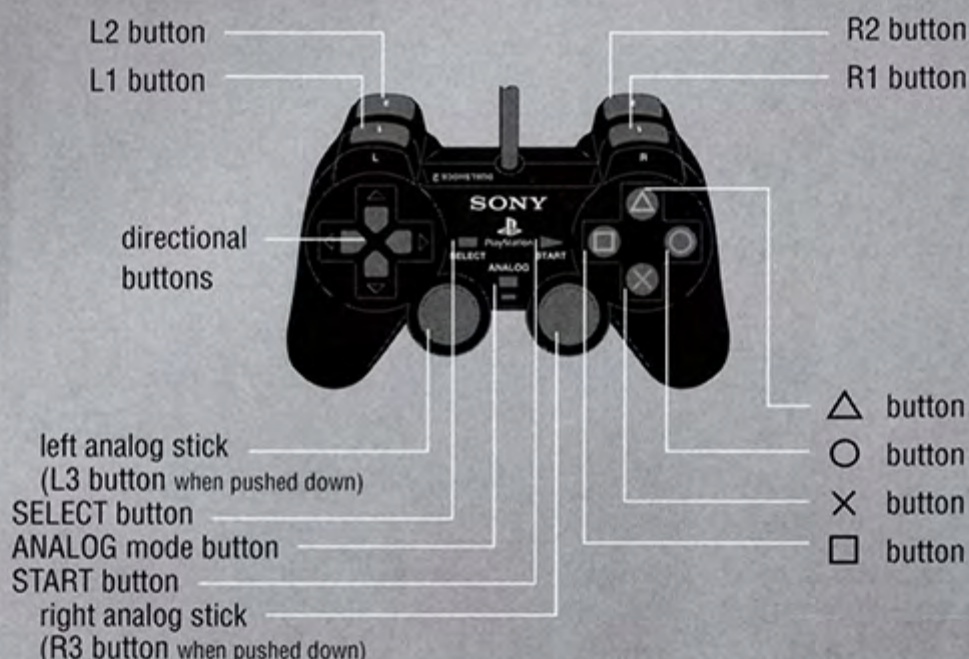
Set up your PlayStation®2 computer entertainment system according to the directions in its instruction manual. Make sure the MAIN POWER switch (located in the back of the console) is turned on. Press the RESET button. When the power indicator light comes on, press the open button and the disc tray will open. Place the BRATZ™ Forever Diamondz™ disc on the disc tray with the label side facing up. Press the open button again and the disc tray will close. Attach DUALSHOCK®2 analog controller and other peripherals, as appropriate. Follow on-screen instructions and refer to this manual for information on using the software.

Memory Cards

To save game settings and progress, insert a memory card (8MB) (for PlayStation®2) into MEMORY CARD slot 1 of your PlayStation®2. You can load saved game data from the same card, or any memory card (8MB) (for PlayStation®2) containing previously saved BRATZ™ Forever Diamondz™ games. For more information, see SAVING AND LOADING on page 10.

GAME CONTROLS

DUALSHOCK®2 ANALOG CONTROLLER CONFIGURATIONS



left analog stick:

right analog stick:

L1 button:

L2 button:

R1 button:

R2 button:

X button:

○ button:

□ button:

△ button:

START button:

Move Bratz Girl

Rotate View

Pet Obedience

Skip music track

Put on / Take off skates

Snap view behind character

Talk or Swap to Different Girl, Perform Action, Snap a Photo (in camera mode) or Perform Trick (when ice skating)

Enter Camera Mode, or Brake (when skating)

Zoom (in camera mode), or Speed Boost (when skating)



Access Cell Phone, Exit Screen, Exit Camera Mode or Perform Trick (when ice skating).

Pause Game

Pause Game Menu

When you press the START button, the following options appear:

Continue:	Return to game
Cancel <Current Task>:	Quits your current assignment
Options:	Controls the volume, subtitles and controller vibration
Exit Game:	Exit game

Use the left analog stick to highlight the menu options. Then use the left analog stick to change the settings for the option and press the  button on 'ACCEPT' to confirm your change. The  button will return you to the previous menu.


AMERICA ROCKS!

Take that fashion sense on the road when Cloe, Jade, Sasha and Yasmin go truckin' across the nation to compete for national fame on the America Rocks Fashion! show. They'd better be at the top of their game, though, 'cuz the Tweevils and the Queen of Pink have returned to try and reclaim their title as reigning fashion divas!

BEGINNING A NEW GAME

After the power is turned on, the title screen appears. Press the **START** button to go to the Main Menu. The Main Menu has four choices: *New Game*, *Load Game*, *Multiplayer Games* and *Options*. The *Options* menu lets you adjust the *Sound* and *Music Volume* and *Speech*, as well as *vibration* and *subtitles*. For more on the *Multiplayer Games*, see page 9.

Cell: Lets you know you've got a message waiting on the cell.



Pet: Shows whether your pet is in stay or follow mode and how many pet treats you currently have.

Blingz: Tracks how much cash you've earned.

Tokens: Shows how many specialty tokens you've collected, which lets you purchase hot new Bratz™ artwork and videos.

HOME IS WHERE THE FASHION IS

The Bratz™ may be competing in America Rocks Fashion! but they still have a successful magazine to get out! Whether it's at the office or in their stylin' new touring truck, they've got lots of great assignments to work on for their fans.

When this appears over a computer, it means there's an awesome new assignment waiting! Each Girl has a special assignment tailored just for her.

Click on this icon to check out the latest layout! When all the main features are done, the magazine will be sent to print.

Fashion waits for no one. Click on this and change outfits for you or your pet from the Bratz™ wardrobe. The Bratz™ wardrobe has a silhouette of a girl in front of it and the pets wardrobe has a paw print.

Click on this and punch in secret codes for stylin' Bratz™ bonuses.

Click on this and save your progress to a memory card (8MB)(for PlayStation®2) using this computer.

Need a rockin' poster, flyer, or holiday card for that perfect event? Click on this and start creating something totally hot!



SHOPPING IN STYLE

The girls are competing on a fashion show. That can mean only one thing - shopping! Hit the local stores as well as special boutiques in different cities to find the best bargains and the most stylin' fashions!


Shop Till You Drop!

So where do you find all the good stuff? Here are some icons to look for around town:

Get the Girls a new hairstyle to go with that new dress.



Sizzle through the racks searching for the perfect clothing combo.



They say successful fashion begins from the bottom up.



Just a touch of jewelry will make an outfit complete.



Use the game controls to customize the Girls makeup.




Strike a pose, and collect mad Blingz!



Buy things like the latest hits or ringtones for the cell, phone covers, make-up compacts and decals.



Pets are just the ultimate. You can take them for walks, dress them and have them compete in shows with various tricks. To teach your pet to follow or stay use the L1 button. Don't forget to reward your sweetie with a treat (by pressing the ) to keep it happy and healthy.



KEEPING IN TOUCH




Check for any messages from the Girls!



Looking for a friendly connection? Contacts has the whole address book so the Girls can text their friends.



What's a Girl to do without her day planner? It will let you know what assignment or task that's currently on the schedule.



This feature lets you look through any cool photos saved.




Tired of the same old cover or ring tone? Well then, change it with this feature.




Here's a simple feature to keep track of the Blingz and the tokens!



Use the Music feature to arrange your songs into your own personal play list!




Use the Locate feature to give directions to the different shops on the list. Just select a store and follow the arrow!



Use the Home feature to instantly take you back to the office or RV.

MULTIPLAYER GAMES

If you've got a couple of DUALSHOCK®2 analog controllers plugged into your PlayStation®2, you can play the multiplayer games. Just move the halo over the Girls you want to play and press the  button.

Once you've selected the Girls you want, choose one of the following options:

Pairz

With this game, each Girl takes turns to match pairs of picture cards. The Girl who finds the most pairs wins!

Top Trumps

You can 'duel' Bratz™ trading cards together; just select the category on a card that you want to compare to your friend and see who has the best stats! When you win, you take your friend's cards away. The first person to end up with all the cards wins.

Dressing Room

You can customize the look for the Bratz™ with this feature. Play with their hair, makeup and clothes in this game and sharpen your passion for fashion.



Jade




Cloe and Sasha



Yasmin

SAVING AND LOADING

Don't forget to save your game from the save game computers that can be found in the RV or Bratz™ office.. To save your game, insert a memory card (8MB)(for PlayStation™2) into MEMORY CARD slot 1 of the console before starting play. You can select from any of the save files to either load or save games. You can play your saved games from the same memory card (8MB)(for PlayStation®2) or from any memory card (8MB)(for PlayStation®2) with previously saved BRATZ™ Forever Diamondz™ games.

You can continue a saved game from the Main Menu. Just highlight the 'Load' option and press the  button to confirm.



CREDITS



Blitz Games Ltd
Founded by The
Oliver Twins

Core Team

Team Banshee

Project Manager

Phil Drinkwater

Creative Manager

Kaye Elling

Assistant Design Manager

Paul Jennings

Design

Andrew Fletcher

Concept Art

Bryn Williams

Programming

Martyn Ash

Chris Fry

Rob Grant

Matt Hayward

Tim Page

Core Technology Team

Mathew Bailey

Ian Bird

Daniel Bradburn

James Fingleton

Tom Gaulton

Richard Hackett

Alistair Hale

Ashley Hogg

Lyndon Homewood

Andrew Slater

John Whigham

Quality Assurance

Joe Lenton, **QA Manager**

Lee Roberts, **QA Lead Tester**

Audio Design

Matt Black

Rob Blake

Chris Hockey

Additional Support

Jon Harrison

Illyd Turnbull

Ollie Clarke

Special Thanks to

Philip Oliver, **CEO/Managing Director**

Andrew Oliver, **CTO/ Development Director**

Richard Smithies, **CFO/ Finance Director**

Eileen Baker

Kim Blake

Ben Blethyn

Alex Bowden

Martin Broughton

Steve Bruce

Caroline Cheshire

Nick Dixon

Lee Garbett

Andy Graham-Older

Terry Greer

Natalie Griffith

David Hale

Gareth Morris

Laurence Oglesby

Jackie Pinnock

Alison Rackham

Geraldine Randle

Kirsty Scholes

Christine Spinks

Anna Stone

Carla Stringer

Caroline Thornicroft

Clare Willington

DB Cooper

"Passionate about Games"

Developed by Coyote Developments, Ltd

Project Manager

Graeme Puttock

Additional Project Management

Jonathan Eardley

Code Lead

Duncan Denning

Programmers

Will Bell

Pete Crossley

Richard Crowder

David Shea

Design Lead

Mike Traquair

Designers

John Foster

Steve Kirby

Art Lead

Dugan Jackson

Artists

Emma Denson

Dave Cathro

Environment Art Lead

Jim Vale

Environment Artists

Hassan Abdallah

Mikel Bulnes

Paul Hodge

Simon Morrell

Rory Payton

Animation Lead

Errol Gale

Animation

Sandy Heslop

Chantelle Williams

QA Lead

Richard Johnston

QA

Anthon Thomas

Special Thanks to:

Matthew Nagy, **MD**

Andy Squirrell, **Development**

Director

Harvey Gilpin, **Technical**

Director

James Vale, **Art Director**

Emma Denson, **Art Style**

Director

Mark Norman

Iain Banks

Jamie Fielding

Richard Pomfret

Vic Norman

THQ Inc.

Project Manager

Michael Meischeid

Associate Project Manager

Michael Bilodeau

Art Director

Thom Ang

Director of Project Management

Richard Browne

Senior Vice President, Product Development

Steve Dauterman

Executive Vice President, Worldwide Publishing

Kelly Flock

Senior Vice President, Worldwide Marketing

Bob Aniello

Director, Global Brand Management

John Ardell

Senior Global Brand Manager

Danielle Conte

Brand Manager

Peter Kennedy

Associate Brand Manager

Sam Guilloud

Media Relations Manager

Kathy Bricaud

Director, Creative Services

Howard Liebeskind

Senior Manager, Creative Services

Brian Balistreri

Creative Services Manager

Melissa Roth

Packaging Layout & Design

Chad Stroven

Manual Text

Bill Maxwell

Music Director

Victor Rodriguez

Director, Quality Assurance

Monica Vallejo

QA Managers

Mario Waibel

Michael Motoda

Test Supervisor

Lorena Villa

Test Leads

David Choe

Mayra Serpa

Testers

Vahagn Kirakosian

Steven McGriff

Qian Wang

John Mark Owens

Kylan Kochis

Julian Nasserian

Robert Daff

Thomas Duma

Brian Leighton

Ian Manley

Kiwon Oh

Vivien Pham

Mark Sagun

Peter La

Joshua Kimmel

Brittney Renken

D.C. Wolfe

First Party Supervisor

Jason Tani

First Party Specialists

Arielle Jayme

Darryl Matthews

Dimitri Del Castillo

Eva Keyes

Jennifer Henschel

Nathan Bell

Ryan Fell

First Party Supervisor

Adam Affrunti

First Party Specialists

Georgeina Schaller

Todd Thommes

Scott Ritchie

Russell Brock

Localization Director

Susanne Dieck

Localization Engineer

Bernd Kurtz

Global Localization Manager

Amy Small

Localization Supervisor

Eric Ellicock O'Keady

QA Technicians

Richard Jones

David Wilson

Michael Zlotnicki

Mastering Lab Technicians

Glen Peters

Anthony Dunnet

T. Ryan Arnold

Heidi Salguero

Database Applications

Engineer

Jason Roberts

Game Evaluation Team

Scott Frazier

Matt Elzie

Chris Emerson

Eric Weiss

Special Thanks

Brian Farrell

Jim Kennedy

Edward Zinser

Tiffany Ternan

Germaine Gioia

Leslie Brown

Brandy Carrillo

Jenni Carlson

Debbie Fingerman

Christopher Folino

Fernando Velloso

Kris Buccieri

Melissa Rivas

Laura Campos

Chad Ellman

Samantha Collins

James Gilbert-Rolfe

Kristy Ardell

Helene Blitz

Ciara Andersen

Bree Andrews

Voicework Productions

Douglas Carrigan

Zach Hanks

Monique Nelson

Voice Over Actors

Jade

Soleil Moon Frye

Sasha

Tia Mowry

Yasmin

Dionne Quan

Cloe

Olivia Hack

Byron Powell

Greg Ellis

Kirstee

Kaley Cuoco

Kaycee/Kristy

Lacey Chabert

Burdine Maxwell

Wendie Malick

Cameron
Charlie Schlatter

Dylan
Ogie Banks III

Sharidan/Fianna/Roxxi
Jessica Diccio

Eitan/Koby
Josh Keaton

Katia/Female Shopkeeper
Tara Strong

Male Shopkeeper
Nolan North

Kumi/Female Shopkeeper
Hope Levy

Cade/Male Shopkeeper
Keith Ferguson

Mandy
Cree Summer

Vinessa/Female Shopkeeper
Danielle Judovitz

Phoebe/Sirena/Female Shopkeeper
Jennifer Hale

Bryce/Male Shopkeeper
Yuri Lowenthal

Atlantis Group
John Chominsky
Jamie Siedow
Sean Graham

Top Trumps
Head of Interactive
James Rankin

**The following recordings
courtesy of MGA
Entertainment**

Produced by Matthew
Gerrard

Written by Matthew Gerrard
and Robbie Nevil

"It's A Girl Thing"
"This Is How We Do"
**From the Bratz Rock Angelz™
DVD**

"Shining Like Real Diamonds"
"Just Havin' Some Fun"
"Hang On"
"You Got It"
"Let Go"

**Check these out on the Bratz
Forever Diamondz™ CD**

"Me And My Girls"
"Livin' It Up"
"When We're All Together"
"Make You Wanna Dance"
"Never Gonna Give Up"
"Rollin'"

**Check them out on the Bratz
Genie Magic™ CD**

"We Can"
"Bratz TV Theme"
"Makin' It Happen"
"Let's Get To It"
"Invincible"
"I Won't Stop"
"One Day"

**Listen for these songs in the
Bratz™ TV show!**

**The following recordings
courtesy of APM Music**

"Deck The Halls"
"Jingle Bells"
"Jolly Old St. Nick"
"We Wish You A Merry
Christmas"

BRATZ
forever
DIAMONDZ™



Now available in
footwear at
selected
retailers
nationwide



SGFootwear

Keeping in Step®



Dazzlin' Subscription Offer!

BRATZ™

Magazine

- ❖ Fashion
- ❖ Bratz News
- ❖ Movie, Music & Celebrity Features!



Order 6 and save 35%!
6 ISSUES FOR ONLY \$19.50!

Call: 1 877 363 1310 quoting BRZD

Or order online: www.titanmagazines.com/brzd

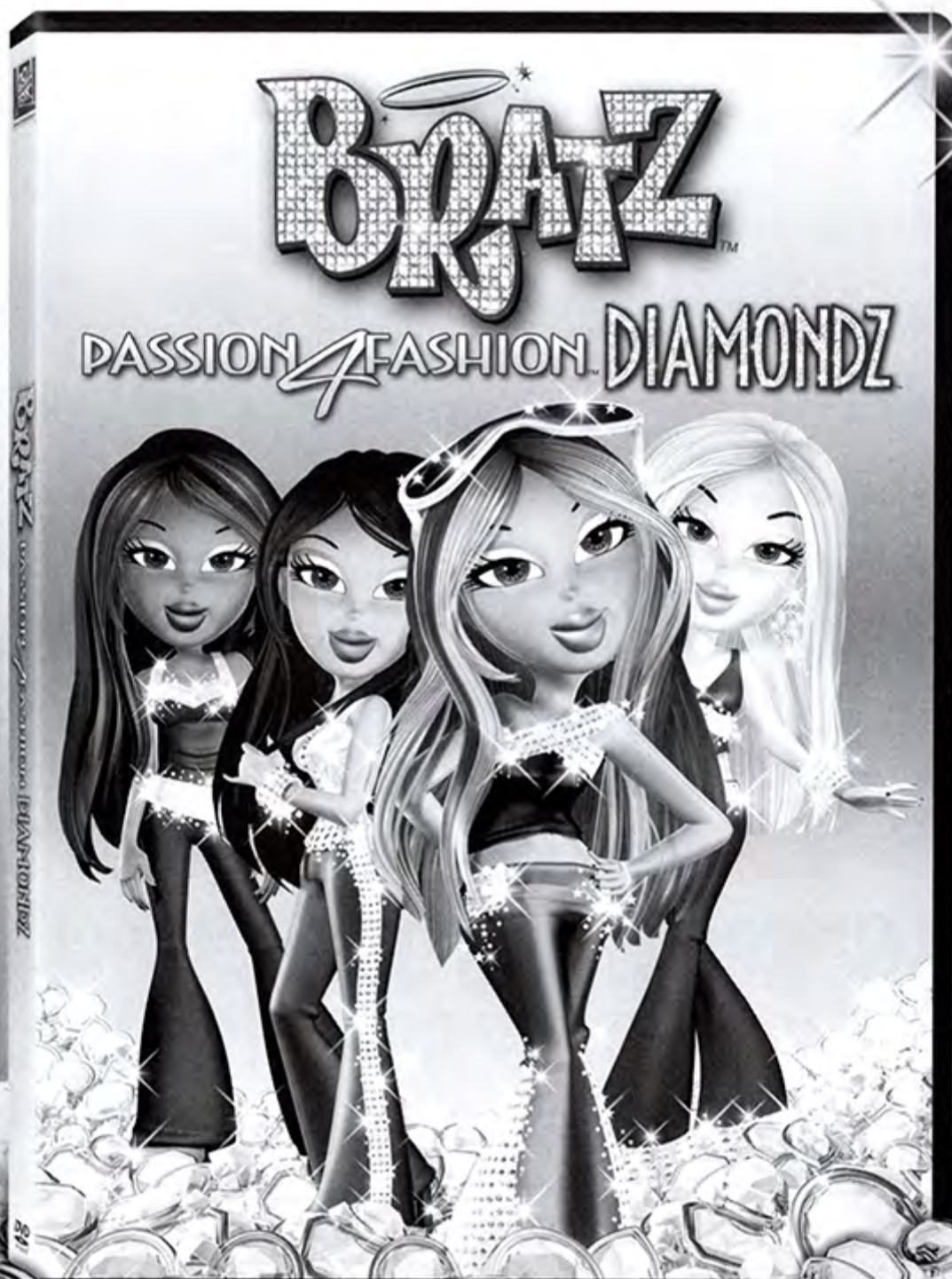
(using promotional code BRZD)



www.bratzpack.com

TM & © MGA Entertainment, Inc. All Rights Reserved.

Bring Home Some Bratz™ Bling
on DVD September 26!



© 2006 TCFHE.

© 2006 MGA.



LIMITED WARRANTY

Warranty and Service Information

In the unlikely event of a problem with your product ("Product"), you may only need simple instructions to correct the problem. Please contact the THQ Inc. ("THQ") Customer Service Department at (818) 880-0456 or on the web at <http://www.thq.com> before returning the Product to a retailer. Live Customer Service Representatives are available to help you Monday through Friday 9am to 5pm PST or you can use our automated systems by phone or on the web 24 hours a day, 7 days a week. Please do not send any Product to THQ without contacting us first. Your 5 digit **Product Code is 46101**. Please use this code to identify your Product when contacting us.

Limited Warranty

THQ warrants to the best of THQ's ability to the original consumer purchaser of the Product that the medium on which the Product is recorded shall be free from defects in materials and workmanship for a period of ninety (90) days from the original date of purchase. The Product is sold "as is," without express or implied warranty of any kind, and THQ is not responsible for any losses or damages of any kind resulting from use of this Product. If a defect occurs during this ninety (90) day warranty period, THQ will either repair or replace, at THQ's option, the Product free of charge. In the event that the Product is no longer available, THQ may, in its sole discretion, replace the Product with a Product of comparable value. The original purchaser is entitled to this warranty only if the date of purchase is registered at point of sale or the consumer can demonstrate, to THQ's satisfaction, that the product was purchased within the last ninety (90) days.

To receive warranty service:

Notify the THQ Customer Service Department of the problem requiring warranty service by calling (818) 880-0456 or on the web at <http://www.thq.com>. If the THQ service technician is unable to solve the problem by phone or on the web via e-mail, he will authorize you to return the Product, at your risk of damage, freight and insurance prepaid by you, together with your dated sales slip or similar proof-of-purchase within the ninety (90) day warranty period to:

THQ Inc.
Customer Service Department
29903 Agoura Road
Agoura Hills, CA 91301

THQ is not responsible for unauthorized returns of Product and reserves the right to send such unauthorized returns back to customers.

This warranty shall not be applicable and shall be void if: (a) the defect in the Product has arisen through abuse, unreasonable use, mistreatment or neglect; (b) the Product is used with products not sold or licensed by Sony Computer Entertainment America or THQ (including but not limited to, non-licensed game enhancement and copier devices, adapters and power supplies); (c) the Product is used for commercial purposes (including rental); (d) the Product is modified or tampered with; (e) the Product's serial number has been altered, defaced or removed.

Repairs after Expiration of Warranty

After the ninety (90) day warranty period, defective Product may be replaced in the United States and Canada for US\$25.00. The original purchaser is entitled to the replacement of defective Product for a fee, only if proof of purchase is provided to THQ. Make checks payable to THQ Inc. and return the product along with the original proof of purchase to the address listed above.

Warranty Limitations

THIS WARRANTY IS IN LIEU OF ALL OTHER WARRANTIES AND REPRESENTATIONS NO OTHER WARRANTIES OR REPRESENTATIONS OR CLAIMS OF ANY NATURE SHALL BE BINDING ON OR OBLIGATE THQ. ANY APPLICABLE IMPLIED WARRANTIES OR REPRESENTATIONS, INCLUDING WARRANTIES OF MERCHANTABILITY AND FITNESS FOR A PARTICULAR PURPOSE ARE HEREBY LIMITED TO NINETY (90) DAYS FROM THE DATE OF PURCHASE AND ARE SUBJECT TO THE CONDITIONS SET FORTH HEREIN. IN NO EVENT SHALL THQ BE LIABLE FOR CONSEQUENTIAL OR INCIDENTAL DAMAGES RESULTING FROM THE BREACH OF ANY EXPRESS OR IMPLIED WARRANTIES.

The provisions of this warranty are valid in the United States only. Some states do not allow limitations on how long an implied warranty lasts or exclusion of consequential or incidental damages, so the above limitations and exclusions may not apply to you. This warranty gives you specific legal rights, and you may also have other rights, which may vary, from state to state.

Warning

Copying of this Product or any of its contents or elements is illegal and is prohibited by United States and international copyright laws. Back-up or archival copies of this Product or any of its contents or elements are not authorized and are not necessary to protect your Product. United States and international copyright laws also protect this manual and other printed matter accompanying this Product. Violators will be prosecuted.

REGISTER YOUR GAMES ONLINE AT www.thq.com



MY THQ

Go to the MY THQ link at
www.thq.com to win games and
other great prizes. Plus...

- » Personalize your online experience with MY THQ to receive game alerts, exclusive screens, videos and wallpapers
- » Get the latest THQ newsletters
- » Access the Career Zone, Forum and online games
- » Download the latest demos and patches
- » Easy to use site for all THQ gaming information
- » Quick links to search by title or platform
- » Be considered for beta testing and help shape the THQ games of the future



www.thq.com

THQ INC., 29903 AGOURA RD., Agoura Hills, CA 91301
TM and © MGA Entertainment, Inc. Game and Software © 2006 THQ Inc. Bratz™, Bratz Forever Diamondz™, Bratz Boyz™, Bratzpack™ and related slogans, logos, characters, names and distinctive likenesses thereof are the exclusive property of MGA and used under exclusive license. All Rights Reserved. Developed by Blitz Games Limited. Blitz Games Limited and its logo are trademarks and/or registered trademarks of Blitz Games Limited. THQ and the THQ logo are trademarks and/or registered trademarks of THQ Inc. All rights reserved. All other trademarks, logos and copyrights are property of their respective owners.

108111